

J1	J1-1	24V			150mA
	J1-2	24V			
	J1-3	CAN H			
	J1-4	CAN L			
	J2-1				

J2

" 1"

64

" 0"

33

64

5.1

JC

2

5.2

U P

U

P

3

2

1

1

3

3

5.3

6.21

" "

6.22

5.4

JC

6.1

0 -

L

R

1 2

L R

0

1

2

3

4

5

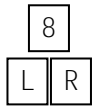
6

7

6.286 98.904 Tm /P AMCI 98.904 TmC[2517]145F/F2 10.56 Tf 0 0 1 92.064 169.1 Tm2 Tr0.30146113E8208D

1 2
L R 0 1 2 3 4 5 6 7
6.3 2 -
L R
2 2
L R 1

6.9 8 -

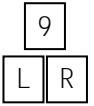


LR 01
02
03
04

1 2

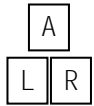
03

6.10 9 -



LR 01=CZ 02=OL 03=OVER LOAD
01

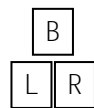
6.11 A -



LR 01
02
03

02

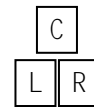
6.12 B -



L R
1 1
L R 1
2
3

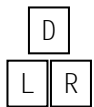
1 2

6.13 C -



LR 01=XF 02=FR 03=FIRE
01

6.14 D -




L F n u o
L 1
2
3
4
R

0

0

9

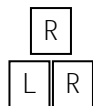
6.19 I -



LR 00
01

00


6.20 R -



L=5 R=5 R L=0 R=0


" "

6.21 S -



L=5 R=5 S L=0 R=0

6.22 T -



L=5 R=5 L R

T L=0 R=0

T L=1 R=1

JC 2 " -" ,

00	
01	

JC " -" ,